

sarvo®

water solutions for a green planet



IS:8472



CML:9078597
For Monobloc Pumps


Monobloc
Pumps

Pressure
Pumps

Service | Quality | Innovation

An ISO 9001:2008 Certified Company

Care for fresh water. It is vital for life.





Sarvo Technologies is committed to help create a sustainable future for our water needs. With this vision we provide products and services to minimize impact on our environment, prevent its further loss and enable its restoration. Since its foundation in 1991, Sarvo has developed and marketed a wide range of products for various water needs.

Sarvo Technologies Ltd. was one of the first Company to achieve ISO 9000 Certificate in 1994, today the Company Certified to ISO 9000:2008. Today the product lines include wide range of pumping solutions, water treatment systems and LED Lighting systems including solar based systems.

Today Sarvo provides the dependable source of pumping energy & water solutions. Built with passion, they never fail to get admiration for their superb performance and quality.

Sarvo is part of the leading Indo Autotech group with turnover exceeding INR 1600 crores. The group serves global majors across Automotive, Industrial and Textile verticals.

- Water Pumps
- LED Lighting
- Water Heaters
- Home Pressure Systems
- Water Treatment Solutions
- CP Fittings and Kitchen Sinks

Monobloc Pumps



Ecostar Range

**0.5
HP**



Zappy Star

0.5HP/0.37 kw 230V, 50HZ	Current 3.0A N=2800 rpm	Pipe Size 25mm X 25mm
Head (m)	6 12 18 24 30	
Discharge (LPM)	28 19 12 4	

- Self Priming Pump
- Clear Water Pump
- Resi. & Commercial
- Distribution Systems

**1.0
HP**



Zappy Ocean

1.0HP/0.75 kw 230V, 50HZ	Current 3.4A N=2800 rpm	Pipe Size 25mm X 25mm
Head (m)	6 12 18 24 30 44	
Discharge (LPM)	48 38 24 20 16	

- Self Priming Pump
- Clear Water Pump
- Resi. & Commercial
- Distribution Systems

**1.0
HP**



Eco Super Suction

1.0HP/0.75 kw 230V, 50HZ	Current 3.4A N=2800 rpm	Pipe Size 25mm X 25mm
Head (m)	6 12 18 24 30 44	
Discharge (LPM)	36 28 24 20 8	

- Self Priming Pump
- Clear Water Pump
- Resi. & Commercial
- Distribution Systems

Genius Range

**0.5
HP**



Zappy Genius

0.5HP/0.37 kw 230V, 50HZ	Current 3.0A N=2900 rpm	Pipe Size 25mm X 25mm
Head (m)	6 12 18 24 30 35	
Discharge (LPM)	36 25 16 10 5	

- Self Priming Pump
- Clear Water Pump
- Resi. & Commercial
- Distribution Systems

**1.0
HP**



Zappy Master

1.0HP/0.75 kw 230V, 50HZ	Current 5.0A N=2900 rpm	Pipe Size 25mm X 25mm
Head (m)	6 12 18 24 42 52	
Discharge (LPM)	52 46 38 30 12	

- Self Priming Pump
- Clear Water Pump
- Resi. & Commercial
- Distribution Systems

**1.0
HP**



Big Splash Plus

1.0HP/0.75 kw 230V, 50HZ	N=2800 rpm	Pipe Size 25mm X 25mm
Head (m)	6 12 30 42 52	
Discharge (LPM)	62 55 27 18	

- Clear Water Pump
- Fountain
- Resi. & Commercial
- Distribution Systems

Features of Monobloc Pumps

Operating Conditions

- Operating water temperature upto 55°C
- Max working pressure 5.5 kg/cm²
- High suction with self-priming pump upto 8 meter
- Low power consumption
- Wide voltage operating range (180-240V)
- Direction of rotation : Anti-Clockwise when viewed from driving end

Applications

- Used in gardening, Farm house & building construction
- For lifting water overhead storage tanks
- Pressure booster systems
- Hotels, hospitals and fountains
- Water circulation in industries

Monobloc Pumps



Deluxe Range

**0.5
HP**



Zappy Standard

0.5HP/0.37 kw 230V, 50HZ	Current 3.0A N=2800 rpm			Pipe Size 25mm X 25mm		
Head (m)	6	12	18	24	30	40
Discharge (LPM)	42	35	20	18	15	

- Self Priming Pump
- Clear Water Pump
- Resi. & Commercial
- Distribution Systems

**1.0
HP**



Big Splash

1.0HP/0.75 kw 230V, 50HZ	Current 5.0A N=2900 rpm			Pipe Size 25mm X 25mm		
Head (m)	6	12	30	42	48	58
Discharge (LPM)	66	60	32	24	10	

- Self Priming Pump
- Clear Water Pump
- Resi. & Commercial
- Distribution Systems

**1.5
HP**



Power Splash

1.5HP/1.10 kw 230V, 50HZ	Current 8.5A N=2900 rpm			Pipe Size 25mm X 25mm		
Head (m)	6	18	30	52	60	65
Discharge (LPM)	80	70	50	30	15	

- Self Priming Pump
- Clear Water Pump
- Resi. & Commercial
- Distribution Systems

Shallow Well Range

**0.5
HP**



Shallow Well

0.5HP/0.75 kw 230V, 50HZ	Current 5.0A N=2900 rpm			Pipe Size 25mm X 25mm		
Head (m)	5	10	20	30		
Discharge (LPM)	52	42	30			

- Self Priming Pump
- Clear Water Pump
- Resi. & Commercial
- Distribution Systems

**1.0
HP**



Shallow Well

1.0HP/0.75 kw 230V, 50HZ	Current 5.0A N=2900 rpm			Pipe Size 25mm X 25mm		
Head (m)	6	12	18	24	30	36
Discharge (LPM)	62	56	48	30	5	

- Self Priming Pump
- Clear Water Pump
- Resi. & Commercial
- Distribution Systems

**1.5
HP**



Shallow Well

1.5HP/0.75 kw 230V, 50HZ	Current 5.0A N=2900 rpm			Pipe Size 25mm X 25mm		
Head (m)	6	12	30	36	42	
Discharge (LPM)	72	62	37	10		

- Self Priming Pump
- Clear Water Pump
- Resi. & Commercial
- Distribution Systems

Motor

- Motor body : High quality aluminum pressure die-casted and extruded
- Motor Stator : Low watt loss silicon steel laminations (CRNO)
- TEFC motor (2Pole/4Pole) suitable for 180-240V, 50 Hz single phase AC power supply
- In built thermal overload protector (T.O.P.)
- Motor insulation Class F / Class B
- Motor protection IP-55 / IP-66

Pump Construction

- Pump casing : Grey Cast iron
- Impeller : Forged brass* for longer life
- Shaft : Stainless steel / EN8
- Mechanical seal* : Silicon carbide-graphite
- Copper winding.

High Suction Pump



CDM Range

**0.5
HP**



Zappy CDM-II

0.5HP/0.37 kw 230V, 50HZ	Current 3.4A N=2900 rpm			Pipe Size 25mm X 25mm		
Head (m)	6	12	18	24	30	38
Discharge (LPM)	42	35	20	18	15	

- High Suction Pump
- Clear Water Pump
- Resi. & Commercial
- Distribution Systems

**0.5
HP**



TSTD

0.5HP/0.37 kw 230V, 50HZ	Current 3.4A N=2900 rpm			Pipe Size 25mm X 25mm		
Head (m)	6	12	18	24	30	40
Discharge (LPM)	55	40	30	24	20	

- High Suction Pump
- Clear Water Pump
- Resi. & Commercial
- Distribution Systems

**0.5
HP**



Magic Suction

0.5HP/0.37 kw 230V, 50HZ	Current 3.4A N=2900 rpm			Pipe Size 25mm X 25mm		
Head (m)	6	12	24	30	32	
Discharge (LPM)	45	32	12	6		

- High Suction Pump
- Clear Water Pump
- Resi. & Commercial
- Distribution Systems

**0.5
HP**



Junior Thunder

0.5HP/0.37 kw 230V, 50HZ	Current 3.4A N=2900 rpm			Pipe Size 25mm X 25mm		
Head (m)	6	12	18	24	30	34
Discharge (LPM)	50	32	20	15	8	

- High Suction Pump
- Clear Water Pump
- Resi. & Commercial
- Distribution Systems



CDM Range

**0.5
HP**



Thunder Splash

0.5HP/0.37 kw 230V, 50HZ	N=1440 rpm	Pipe Size 25mm X 25mm
Head (m)	6 12 24	30
Discharge (LPM)	45 32 12	

- High Suction Pump
- Clear Water Pump
- Resi. & Commercial
- Distribution Systems

**1.0
HP**



Thunder Splash

1.0HP/0.75 kw 230V, 50HZ	N=1440 rpm	Pipe Size 25mm X 25mm
Head (m)	6 18 30	36 45
Discharge (LPM)	55 45 30	18


- High Suction Pump
- Clear Water Pump
- Resi. & Commercial
- Distribution Systems

**1.0
HP**

Power Suction

- High Suction Pump
- Clear Water Pump
- Resi. & Commercial
- Distribution Systems

1.0HP/0.75 kw 230V, 50HZ	Current 5.0A N=1440 rpm	Pipe Size 25mm X 25mm
Head (m)	6 18 30	36 45
Discharge (LPM)	55 45 30	18



- Fitted with SKF Ball Bearing
- Fitted with High Grade Stainless Steel Shaft
- * Voltage indicated is the required voltage at the motor input terminal during working time



IS:8472



CML:9078597
For Monobloc Pumps

Hydro Splash Series



Centrifugal Pumps



**0.5
HP**

Hydro Splash

- High Discharge Pump
- Clear Water Pump
- Resi. & Commercial
- Distribution Systems

0.5HP/0.37 kw 230V, 50HZ	Current 3.4A N=2900 rpm	Pipe Size 25mm X 25mm
Head (m)	6 12 18 22	
Discharge (LPM)	103 95 54	

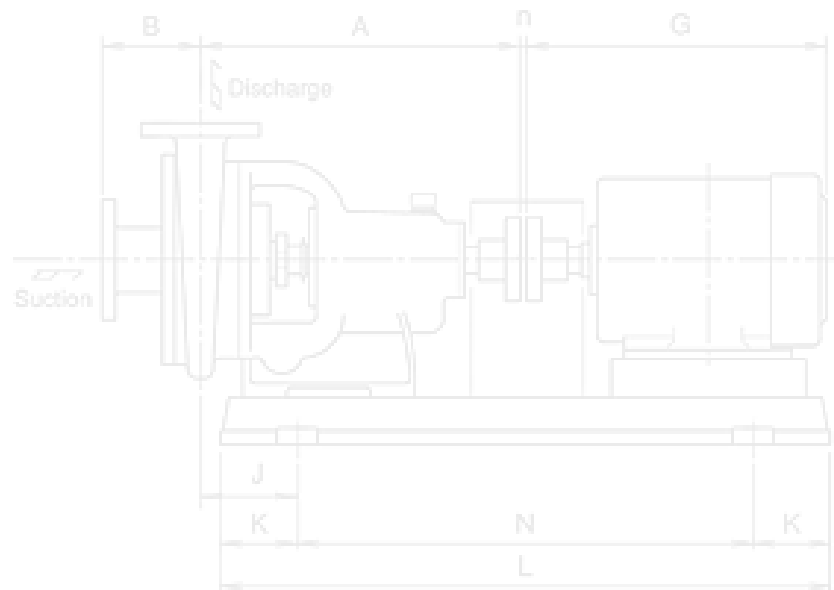
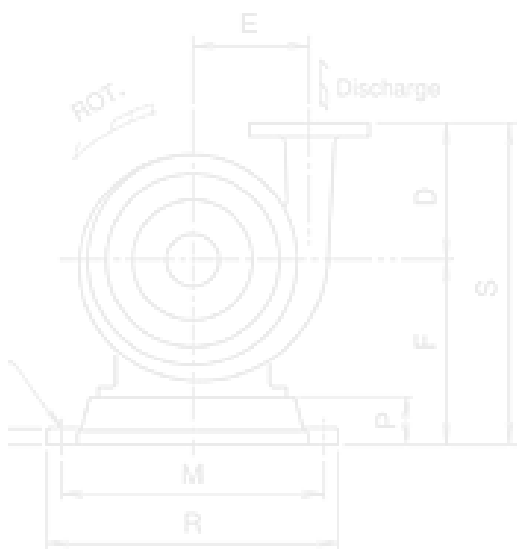


**0.75
HP**

Hydro Splash

- High Discharge Pump
- Clear Water Pump
- Resi. & Commercial
- Distribution Systems

0.75HP/0.55 kw 230V, 50HZ	Current 5.0A N=2900 rpm	Pipe Size 25mm X 25mm
Head (m)	6 14 18 24 28	
Discharge (LPM)	120 73 52 36	





**1.0
HP**

Hydro Splash

- High Discharge Pump
- Clear Water Pump
- Resi. & Commercial
- Distribution Systems

1.0HP/0.75 kw 230V, 50HZ	Current 6.2A N=2900 rpm	Pipe Size 32mm X 25mm
Head (m)	6 12 18 24 30	
Discharge (LPM)	185 120 90 60	



**2.0
HP**

Hydro Splash

- High Discharge Pump
- Clear Water Pump
- Resi. & Commercial
- Distribution Systems

2.0HP/1.5 kw 230V, 50HZ	Current 11.5A N=2900 rpm	Pipe Size 75mm X 75mm
Head (m)	3 9 12 14	
Discharge (LPM)	750 720 200 0'	



Submersible Pumps



Open Well Range



Open Well-SSM 0.5

**0.5
HP**

- Clear Water Pump
- Fountain
- Resi. & Commercial
- Distribution Systems

0.5HP/0.37 kw 230V, 50HZ	N=2800 rpm					Pipe Size 25mm X 25mm
Head (m)	6	10	12	16	18	20
Discharge (LPM)	150	130	120	70	45	



Open Well-SSM 1.0

**1.0
HP**

- Clear Water Pump
- Fountain
- Resi. & Commercial
- Distribution Systems

1.0HP/0.75 kw 230V, 50HZ	N=2800 rpm					Pipe Size 25mm X 25mm
Head (m)	6	12	20	24	28	30
Discharge (LPM)	190	175	125	110	75	

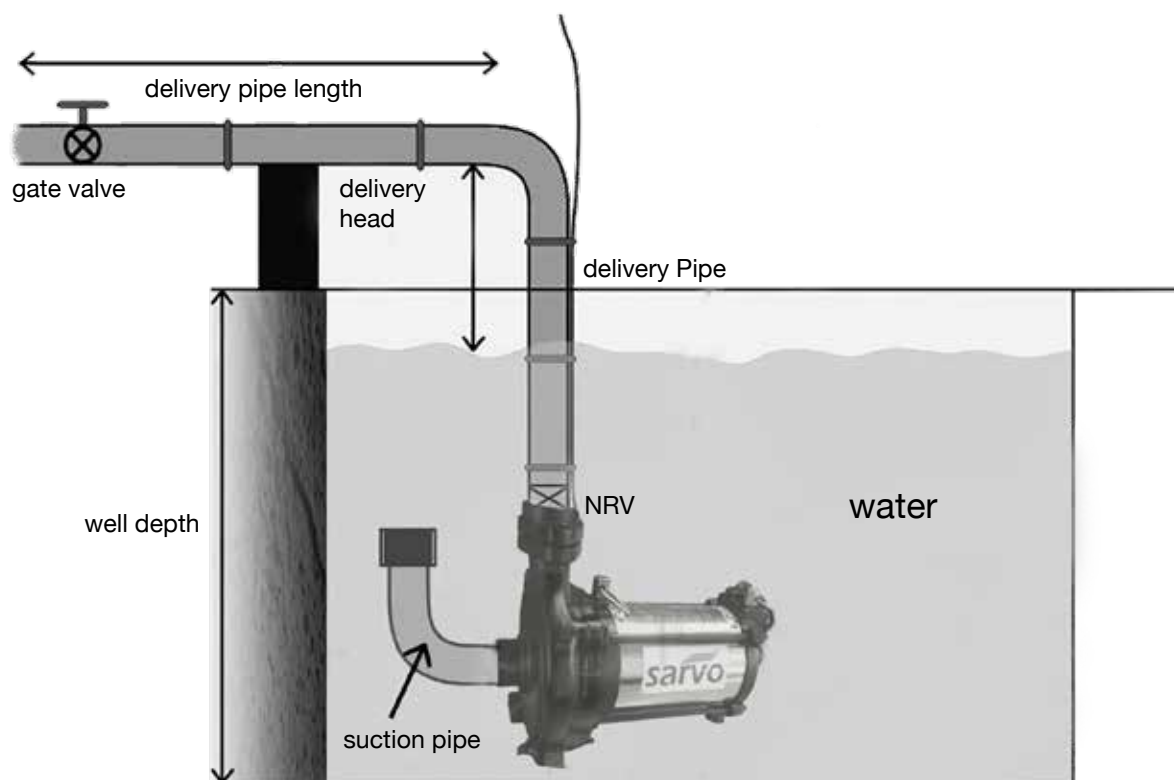


Open Well-SSM 1.5

**1.5
HP**

- Clear Water Pump
- Fountain
- Resi. & Commercial
- Distribution Systems

1.5HP/0.75 kw 230V, 50HZ	N=2800 rpm					Pipe Size 25mm X 25mm
Head (m)	6	12	20	28	30	40
Discharge (LPM)	220	190	175	125	75	



Submersible Pumps



Borewell Submersible Pump

**0.5-2.0
HP**

Applications

- Domestic Water Supply.
- Drip Sprinkler irrigation.
- High rise buildings.
- In-well bore.
- Fire fighting.

Features

- High Efficiency.
- Corrosion & abrasion free internals.
- Stainless steel jacket dynamically balanced rotor.
- Easily rewindable.



Fitted with SKF Ball Bearing



Performance Chart (Submersible Pumps)

MODELS	Power		Stage	Outlet		Total head in meters						
	HP	KW				25	30	36	45	54	60	80
1 AS-8	0.5	0.37	8	38mm	LPH	2000	1000	500	0			
4CS-10	1.0	0.75	10	38mm		4800	4200	4000	3000	1200		
2CS-15	1.0	0.75	15	38mm		4000	3700	3200	2300	1500	800	
4DS-15	1.5	1.10	15	38mm		5200	4800	4500	4200	4000	2500	
7ES-10	2.0	1.50	10	38mm		9000	8000	7000	4200	2000	0	

Home Pressure System



Pressure Pumps

**0.5
HP**

Pressurejet 402S

- High Pressure Pump
- Clear Water Pump
- Resi. & Commercial
- Distribution Systems

Voltage	230V, 50Hz
Power	0.5 HP
Size	25mm X 25mm



**1.0
HP**

Pressurejet 100Z

- High Pressure Pump
- Clear Water Pump
- Resi. & Commercial
- Distribution Systems

Voltage	230V, 50Hz
Power	1.0 HP
Size	25mm X 25mm



**0.5
HP**

Pressurejet 50Z

- High Pressure Pump
- Clear Water Pump
- Resi. & Commercial
- Distribution Systems

Voltage	230V, 50Hz
Power	0.5 HP
Size	25mm X 25mm

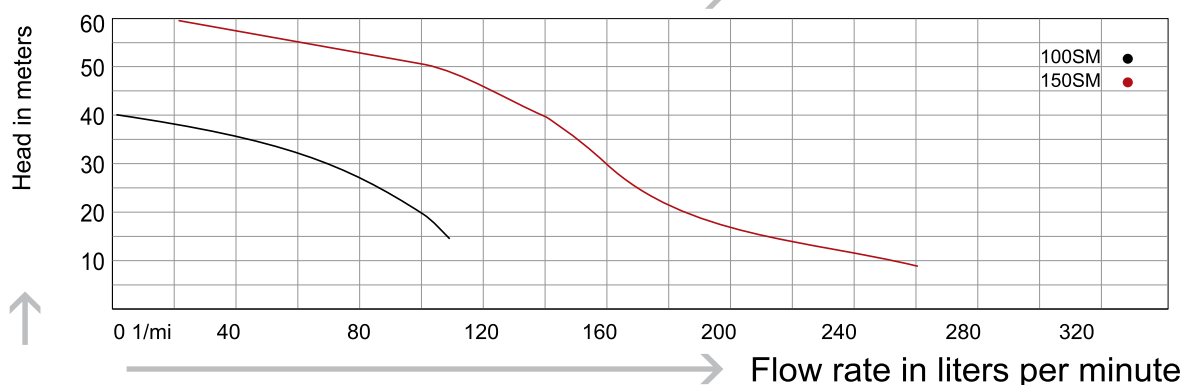
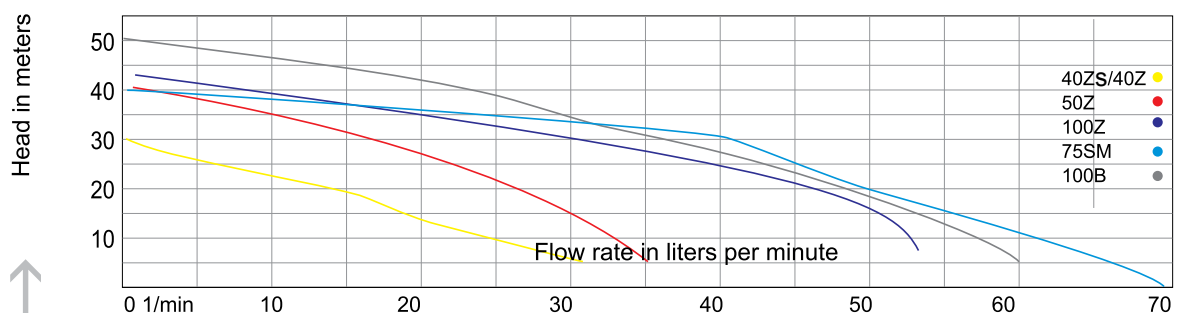


**1.0
HP**

Pressurejet 100B

- High Pressure Pump
- Clear Water Pump
- Resi. & Commercial
- Distribution Systems

Voltage	230V, 50Hz
Power	1.0 HP
Size	25mm X 25mm





- High Pressure Pump
- Clear Water Pump
- Resi. & Commercial
- Distribution Systems

1.0 HP

Pressurejet 75SM

Voltage	230V, 50Hz
Power	1.0 HP
Size	25mm X 25mm

1.5 HP

Pressurejet 100SM

Voltage	230V, 50Hz
Power	1.5 HP
Size	32mm X 25mm



3.0 HP

Pressurejet 150SM

Voltage	230V, 50Hz
Power	3.0 HP
Size	40mm X 25mm

- High Pressure Pump
- Clear Water Pump
- Resi. & Commercial
- Distribution Systems

Selection Chart

Select	Model
Single Bathroom	40ZS, 40Z
Upto 2 Bathrooms	50Z
Upto 3 Bathrooms	100ZS
Upto 4 Bathrooms	100B, 75SM
Upto 7 Bathrooms	100SM
Upto 15 Bathrooms	150SM

For Large Scale Installations

Variables frequency drive based systems*



*Customized construction as per site requirement.

Sewage Pumps



**1.0
HP**

Dirty Water Pump

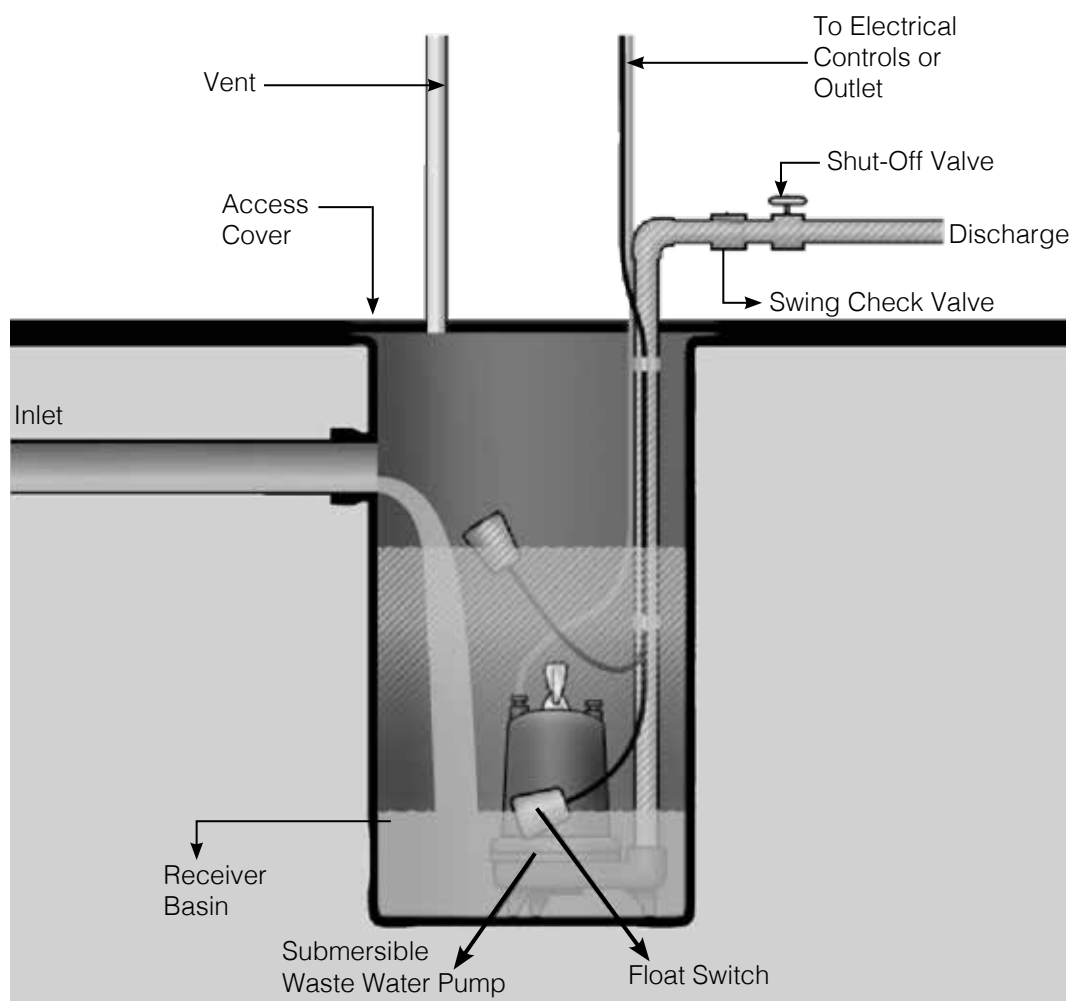
Power	1.0HP/0.75Kw
Max Head	16M
Max Flow	8000 LPH
Pipe Size	40 mm



**1.0
HP**

Fountain Pump

Power	1.0HP/0.75Kw
Max Head	8M
Max Flow	8000 LPH
Pipe Size	40 mm



Multistage SS Pumps



HMS 80



- High Pressure Pump
- Clear Water Pump
- Resi. & Commercial
- Distribution Systems

Model	kW	HP	Stage impeller	Head in Mtrs	Discharge in lpm max	Pipe size Inch
HMS 80	0.60	0.80	3	30	80	1 x 1

HMS 100



- High Pressure Pump
- Clear Water Pump
- Resi. & Commercial
- Distribution Systems

Model	kW	HP	Stage impeller	Head in Mtrs	Discharge in lpm max	Pipe size Inch
HMS 100	0.75	1.00	4	40	100	1 x 1

HMS 150



- High Pressure Pump
- Clear Water Pump
- Resi. & Commercial
- Distribution Systems

Model	kW	HP	Stage impeller	Head in Mtrs	Discharge in lpm max	Pipe size Inch
HMS 150	1.10	1.50	5	50	120	1 x 1

HMS 200



- High Pressure Pump
- Clear Water Pump
- Resi. & Commercial
- Distribution Systems

Model	kW	HP	Stage impeller	Head in Mtrs	Discharge in lpm max	Pipe size Inch
HMS 200	1.50	2.00	6	60	120	1 x 1



HIGH EFFICIENCY WATER SOFTENERS AND SAND FILTERS



Personal Care

- With soft water, soaps and shampoos lather more and you feel completely fresh.
- Leaves your skin “baby-tender and glowing pink”.
- No more dry skin.
- Reduces hair loss and problem of dry and craggy hair.

Care for your bathroom accessories

- No scale build-ups, residual deposits and clogging.
- Keeps the beauty and sheen of expensive bathroom gizmo's as it is for year and beyond.
- increases life and efficiency of your water heaters, washing machines, showers and other appliances and reduces their maintenance cost.
- Make it easy to wash floors, tiles and walls.

Fabric care

- Increases the cleaning power of detergents, thus reduces soap requirements by about 70%.
- Stop white clothes from turning yellow, coloured clothes from fading and keeps your clothes looking like brand new
- Increases fabric life by 15%.

Culinary care

- Cooking is faster in soft water, so consumption of cooking gas is less.
- Food and beverages taste much better.
- Removes scale deposits on utensil and retains the shine for long.

Softeners Models



Model	Sf-80	Sf-100	Sf-150	Sf-200	Sf-250	Sf-300
Resin qty.	80 lit.	100 lit.	150 lit.	200 lit.	250 lit.	300 lit.
Output of soft water @ 250 ppm	16000 lit.	22000 lit.	32000 lit.	44000 lit.	54000 lit.	70000 lit.
Min. working pressure	1.5 kg/cm ²	1.5 kg/cm ²	1.5 kg/cm ²	1.5 kg/cm ²	1.5 kg/cm ²	1.5 kg/cm ²
Max. working pressure	3.5 kg/cm ²	3.5 kg/cm ²	3.5 kg/cm ²	3.5 kg/cm ²	3.5 kg/cm ²	3.5 kg/cm ²
Size & Type of valve	Multi port valve	Multi port valve	Multi port valve	Multi port valve	Multi port valve	Multi port valve
Qty. of NaCl Salt req./Regeneration	11 kg	15 kg	23 kg	30 kg	38 kg	45 kg
Vessel	FRP	FRP	FRP	FRP	FRP	FRP
Max. Flow	3.0 m ³ /hr	4.0 m ³ /hr	6.0 m ³ /hr	8.0 m ³ /hr	10.0 m ³ /hr	12.0 m ³ /hr

Effects of Water Contaminants: Effects & Solutions

Contamination (T.D.S)*	Long Term Diseases	PRE Filter	Carbon	Ultra Violet	PRE Filter	Ozonation	Boiling	Sarvo R.O. System
Sodium	Heart Diseases	No	No	No	No	No	No	Yes
Calcium	Kidney Stone	No	No	No	No	No	No	Yes
Magnesium	Kidney Stone	No	No	No	No	No	No	Yes
Lead	Damage nervous system	No	No	No	No	No	No	Yes
Copper	Gastrointestinal Tract Irritant	No	No	No	No	No	No	Yes
Mercury	Kidney Impairment	No	No	No	No	No	No	Yes
Nitrate	Poisoning in infant	No	No	No	No	No	No	Yes
Bacteria	Bacterial Disease	No	No	Yes	Yes	Yes	Yes	Yes
Pyrogen	Fever	No	No	No	No	No	No	Yes
Virus	Viral Disease	No	No	No	No	No	No	Yes
Fluoride	Fluorosis	No	No	No	No	No	No	Yes
Arsenic	Effect to nervous system	No	No	No	No	No	No	Yes

Pump Kits & Accessories



Multistage Pumps

Available in
0.50 HP to 2.0 HP



Electronic Switch

Available in
Pressure Range 0 - 10 kg/cm²



Hydro Pneumatic Pressure Tanks

Available in
24 Ltr. to 400 Ltr.



Water Level Controller

Available in
Single Phase / Three Phase



Pressure Switch

Available in
Pressure Range 0 - 10 kg/cm²



Pressure gauge

Available in
Pressure Range 0 - 10 kg/cm²



Five way Nipple

Available in
Size 1" x 1"



Vertical Multistage Pumps

Available in
1.0 HP to 20.0 HP



Non Return Valve (NRV)

Available in
Size 1.0" - 1.5"



Dry Run Protectors (DRP)

Available in
Cable Size 3 mtr. to 5 mtr.




Notes



A series of horizontal lines for taking notes, spanning the width of the page below the header.





sarvo[®]

An ISO 9001:2008 Certified Company

Sarvo Technologies Limited

सर्वो टेक्नोलॉजिज लिमिटेड

316, Sector-24, Faridabad (Haryana)-121 005 INDIA
Telefax : +91 0129-4022333, 4025352

Gurugram

2007, Sector-45, Gurugram, Haryana-122003 India

Delhi

X-32, Okhla Industrial Area Phase-II, New Delhi-110020

Bangaluru

316, 4th Main Road, opp. Petrol Bunk,
Ramamurthy Nagar, Bangaluru-560016

Germany

SARVO Systech GmbH

Carl- Benz- StraÙe 22
77871 Renchen, Germany